

progress of individual medical and surgical teams throughout the implementation timeline (Figure 1). Our secondary outcome measure was the percentage of patients discharged within 2 hours of meeting their medical discharge goals.

Results The percentage of patients whose discharge process included medical goals increased from 25% to 76% in 3 years. The progress of individual teams is displayed in Figure 2. For patients who followed the process, the percentage of patients discharged within 2 hours of meeting medical discharge goals increased from 42% to 85% (Figure 3); however, this overestimates success, as patients are only included in this measure if all parts of the process are followed.

Conclusions We successfully spread discharge efficiency based upon medical goals to a majority of hospitalised acute care patients; however, we continue to identify improvement opportunities with process adherence.

Results 117 patients (44 pre-MDCC, 73 post-MDCC) were analysed. Most patients had stage 4 (44, 37.6%) or stage 1 LC (32, 27%). All patients saw Respiriology, in addition to MO (85, 72.6%), RO (113, 96.6%), or both (83, 71.0%). The proportion of treated patients was unchanged pre- vs. post-MDCC (88.6%, 85.4%). Mean days from diagnosis to oncology assessment decreased from 14.3 to 5.0 days. Time from diagnosis to first treatment decreased from 39.8 to 27.2 days after the first improvement cycle, and to 18.1 days after the second improvement cycle (Figure 1), with less variation in time to treatment after improvement events.

Conclusions MDCC shortens time from LC diagnosis to oncology assessment and treatment. Time to treatment improved more than time to oncology assessment, suggesting the improvement is likely related to benefits beyond just faster oncology assessment.

916

EVALUATION OF A MULTIDISCIPLINARY CANCER CLINIC: IMPROVING TIME TO ONCOLOGY ASSESSMENT AND TREATMENT FOR PATIENTS WITH NEW LUNG CANCER

¹Christopher Stone, ²Erin Brown, ¹Mihaela Mates, ¹Conrad Falkson, ¹Timothy Owen, ¹Allison Ashworth, ¹Aamer Mahmud, ¹Christopher Parker, ¹Andrew Robinson, ¹Genevieve Digby. ¹Kingston Health Science Centre and Queen's University, Canada; ²South East Regional Cancer Program, Canada

10.1136/bmj-2017-011112

Background Delays in the management of lung cancer (LC) are associated with inferior outcomes. Multidisciplinary cancer clinics (MDCC) can improve timeliness and quality of care.

Objectives Decrease time from LC diagnosis to oncology assessment from 13 to 3 days, and to treatment from 30 to <20 days, within 6 months.

Methods We implemented a weekly MDCC, involving Respiriologists, Medical Oncologists (MO) and Radiation Oncologists (RO), where patients with new LC diagnoses received concurrent oncology consultation. We retrospectively analysed data pre-MDCC (November 2016 – February 2017) and prospectively for improvements (February – July 2017). Improvement cycles included MDCC clinic launching and a debriefing/troubleshooting meeting. Data are reported as n(%), and means as per Statistical Process Control XmR(i) charts.

920

REDUCING CARDIAC ARRESTS IN AN ACUTE MEDICAL UNIT

Calum McGregor, Sanjiv Chohan, Jonathan O'Reilly. NHS Lanarkshire, UK

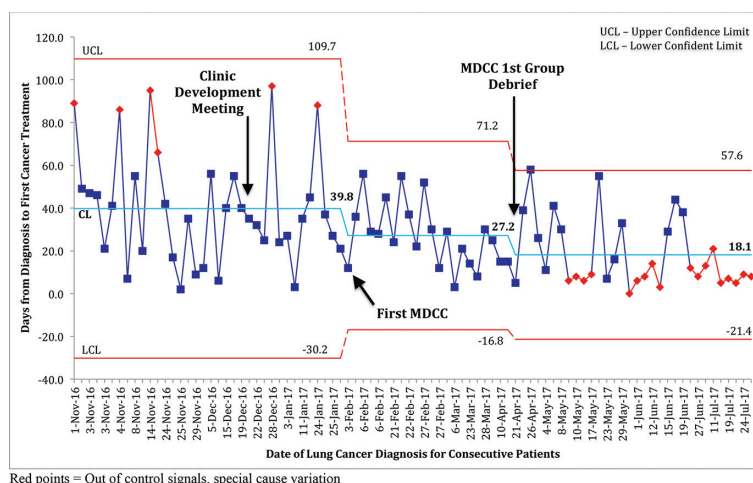
10.1136/bmj-2017-011113

Background Cardiac arrests are often preceded by a period of physiological deterioration. Preventing cardiac arrests depends on reliable recognition of, and response to, those deteriorations. Our Acute Medical Unit was identified as having the highest number of cardiac arrests in the hospital in 2013/2014. Our baseline cardiac arrest was 4.3/1000 (October 2014 – February 2016).

Objectives The aim was to reduce our unit's cardiac arrest rate by over 50%.

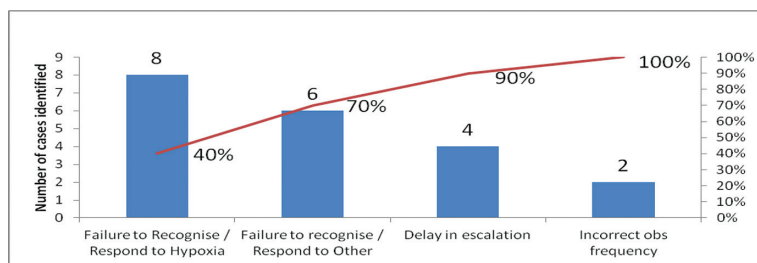
Methods Process mapping exercises identified unreliable processes in the recognition and response to deteriorating patients. Pareto chart analysis (Figure 1) identified hypoxia as the most commonly missed cause of deterioration within the unit. The model for improvement and rapid cycle tests of change were used to develop standardise key clinical processes. Innovative multi-disciplinary learning from what went well, called 'Save of the Month', helped to identify good practice and develop pride in work.

Results The cardiac arrest rate showed 63% reduction from the baseline period; 4.3/1000 (October 2014 to February 2016) to

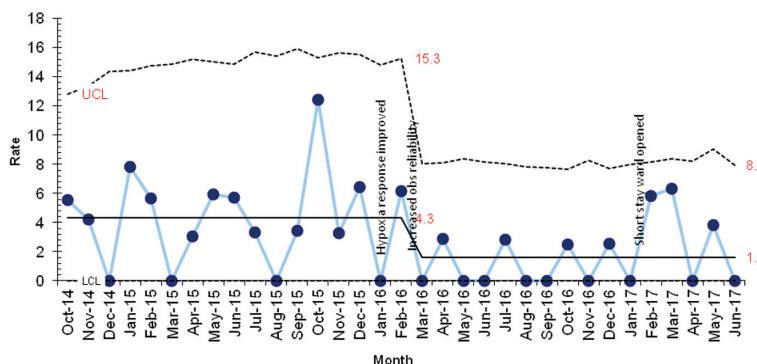


Red points = Out of control signals, special cause variation

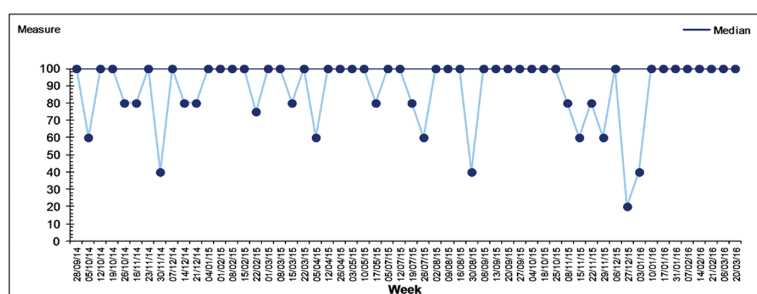
Abstract 916 Figure 1 Effect of MDCC on time from lung cancer diagnosis to first cancer treatment



Abstract 920 Figure 1 Case note review identification of sub-optimal care



Abstract 920 Figure 2 Cardiac arrest rate per 1000 deaths/discharges SPC-U chart



Abstract 920 Figure 3 Reliable implementation of observation bundle

